



Disc Golf and PDGA Demographics



These indicators which highlight the growth of the sport of disc golf are taken from the PDGA database, the Course Directory, and the 1998 PDGA membership survey.

Disc Golf Players:

Persons who have played disc golf:	5-10 million
Regular players:	500000
PDGA members (since 1977):	17200
Rate of Membership growth 1997-2000:	14% p.a.

Current PDGA Members:

1997	4247
1998	5017
1999	5653
2000	6200

Disc Golf Courses worldwide:

1975	1	1995	560
1980	60	1997	720
1985	250	1998	850
1990	350	1999	1020
1993	440	2000	1109
Rate of Course growth 1997-2000:	15% p.a.		

Courses by Country:

USA	923
Sweden	50
Rest of Europe	49
Japan	34
Canada	32
Australia / New Zealand	20
South America	1
Total	1109

PDGA Tour:

Year	Events	Entrants	Pro Purse
1996	235	18 900	\$369 000
1997	267	22 500	\$458 000
1998	275	24 300	\$556 000
1999	334	28 300	\$693 300
2000	350+		\$820 000+
Rate of Tour growth 1996-2000:	16% p.a.		

PDGA World Championships:

Year	Pros	Amateurs	Pro Purse
1996	308	174	\$38 100
1997	342	265	\$43 100
1998	362	279	\$45 000
1999	371	325	\$50 000
2000	410	415	\$92 640
Rate of World's growth 1996-2000:	18% p.a.		

1998 PDGA Member Survey - Selected Results:

Age:

Under 12	1%
13-20	2%
21-30	20%
31-40	52%
41-50	22%
Over 50	3%

Household Income (US\$):

0-10000	2%
10-20 000	7%
20-30 000	17%
30-40 000	15%
40-50 000	15%
50-100 000	36%
> \$100 000	8%

Education:

Grade school	1%
High school	20%
Some college	24%
College graduate	42%
Masters	9%
Advanced degree	4%

Sex:

Male	93%
Female	7%

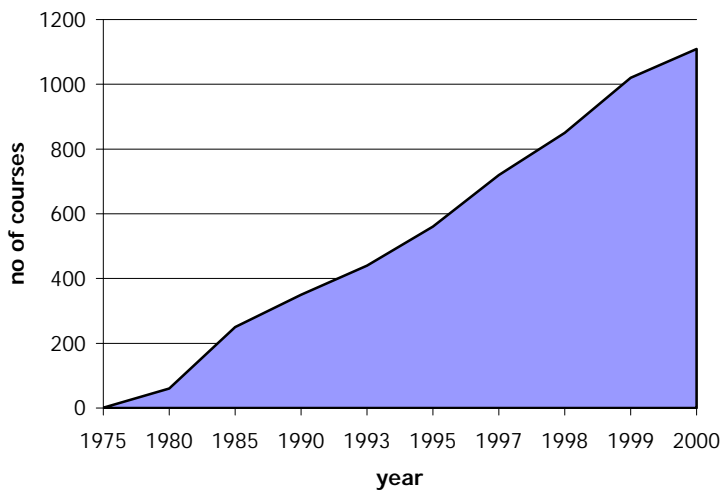
Division:

Pros	40%
Amateurs	60%

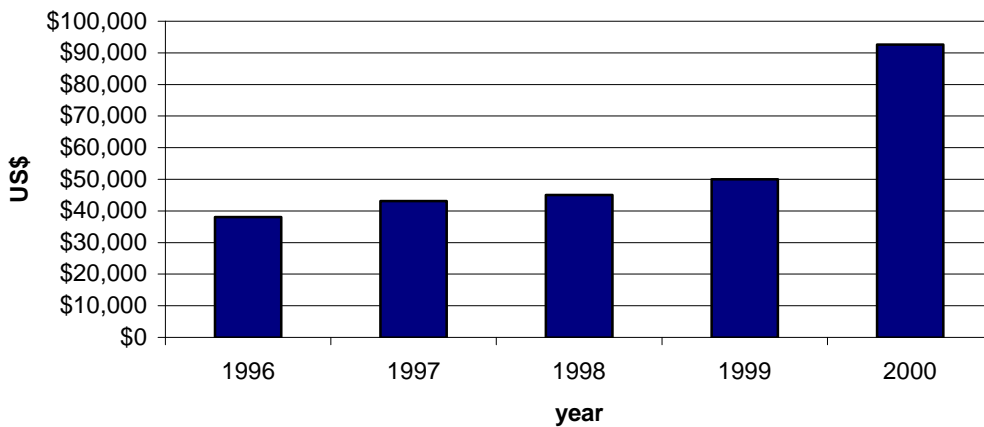
Own a Computer:

Yes	67%
No	33%

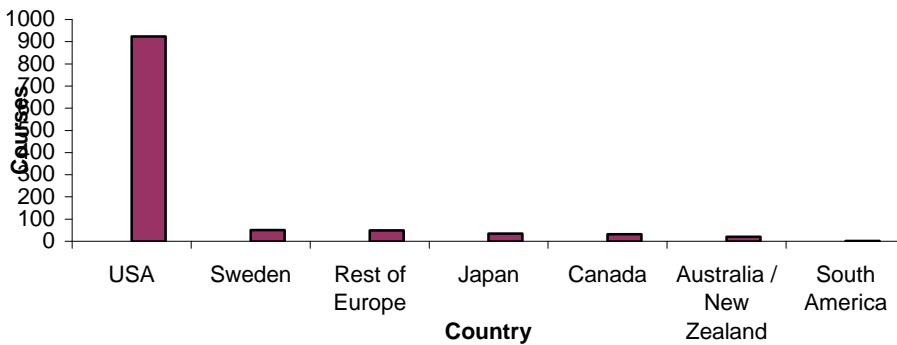
Disc Golf Courses worldwide. Source PDGA



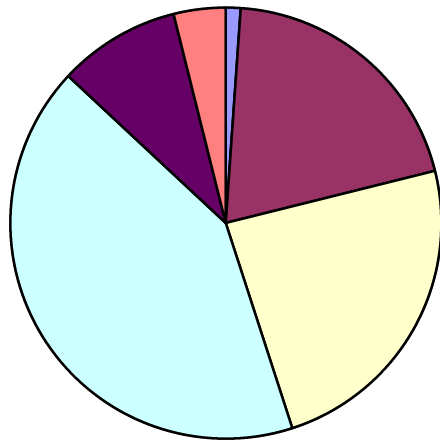
PDGA World Disc Golf Championships Pro Purse



Courses by Country 2000

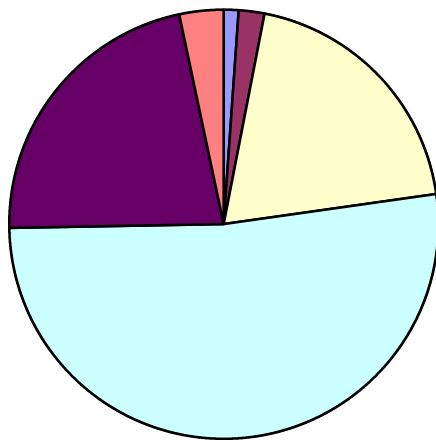


Education level. Source PDGA



- Grade school
- High school
- Some college
- College graduate
- Masters
- Advanced degree

Age. Source PDGA



- Under 12
- 13-20
- 21-30
- 31-40
- 41-50
- Over 50